2PM-36 Series 20Pin Female Straight Cable Plug Unshielded

Part Number:

2PM36K20QB2

Basic Information

Connector Type	Plug
Orientation	Straight
Gender	Female
Shell Size	2PM 36
Number of Positions	20 Pin
Combination No.	6

Mechanical Specification

Contact Termination	Solder
Fastening Type	Threaded
Contact Size	Φ1.5+Φ3.0
Durability	500 Cycles

Material Specification

Shell Material	Aluminum Alloy
Contact Material	Brass
Contact Finish	Silver
Insulation Material	Bakelite / Fiberglass / PBT

Electrical Specification

Shielding	Unshielded
Rated Current	Φ1.5(10A) Φ3.0(30A)
Rated Voltage	≤700V (AC)
Insulation Resistance	Normal ≥1000MΩ Moistheat ≥20MΩ
Contact Resistance	0.8-5MΩ

Environmental Specification

Operating Temperature	-60℃-+300℃

Contact Layout

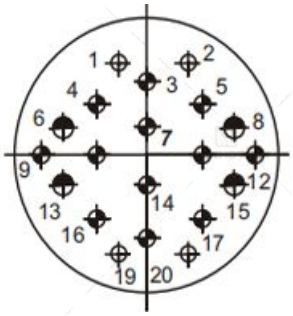

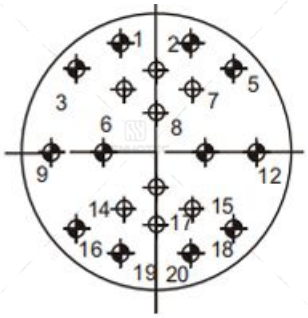

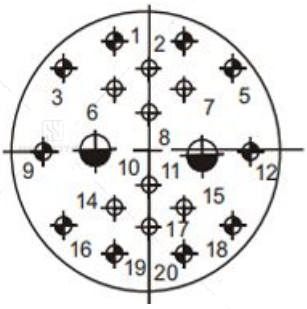

Size

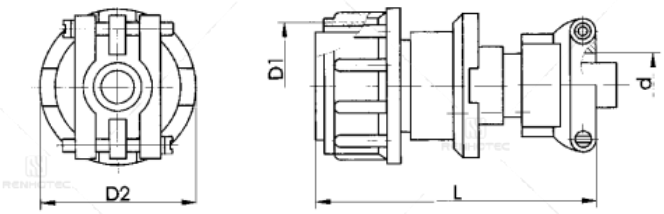

Size (mm)				
Shell Size	D1	D2	d	L
14	M16×1	22	6.5	54
18	M20×1	25	10.5	54
22	M24×1	29	14.5	57
24	M27×1.5	32	16.5	62.5
27	M30×1.5	35	18.5	62.5
30	M33×1.5	39	20.5	62.5
33	M36×1.5	42	22.5	67.5
36	M39×1.5	45	22.5	67.5
39	M42×1.5	48.5	24.5	67.5
42	M45×1.5	51	30.5	67.5
45	M48×1.5	54	30.5	67.5

How to Order

2PM 18 K 4 Q B 2 (5)

Series:
2PM Unsealed
2PM-(M Sealed)
2PM-(C Sealed bulkhead)

Shell Size:
14.18.22.24.27.30.33.36.39.42.45

Gender:
K(Female) / J(Male)

Contacts:
4.7.8.10.19.20.22.24.30.32.42.45.50

Combination No. of contacts: 1.2.3.4.5.6.7.8.9

Plating of contacts:
1 - Gold plated pin 2 - Silver plated pin

Connector type:
Q: Straight cable plug W: Angled cable plug
Z: Unsealed socket M: Sealed socket C: Sealed socket bulkhead

Shielded or not of Tail attachment:
A(Shielded) B(Unshielded)

Disclaimer

The information in this specification is subject to change without notice. Please confirm the latest version before use. Technical parameters are for reference only, and sufficient testing and verification should be conducted in actual applications.